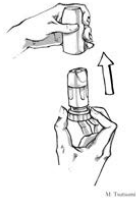




USING A FLEXHALER® (TWIST, CLICK, INHALE)

Flexhalers deliver long-term control medicines to the airways. Use a flexhaler as instructed by health care providers. Long-term control medicines should be taken every day, even if you feel good. They work slowly, over several weeks, to get rid of swelling and mucus, and prevent them from coming back. Long-term control medicines do not help during asthma flare-ups.



The flexhaler must be primed before using it *for the first time only*:

- Hold upright.
- Open the flexhaler.
- Twist and click two times to “prime.”

You'll never have to prime this flexhaler again.

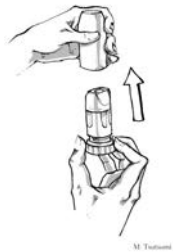
USING THE FLEXHALER *AFTER* IT HAS BEEN PRIMED

1



Hold flexhaler upright.

2



Open the flexhaler.

3



Twist the grip fully to the right and then back to the left. Hear the click!

4



Breathe out naturally.

5



Put the flexhaler between your teeth, close your lips and breathe in quickly and deeply.

6



Hold your breath for about 10 seconds.

7

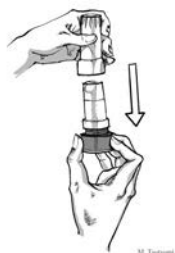


Breathe out.

8

If your doctor tells you to take more than one puff, repeat steps 3 through 7.

9



Close flexhaler.